

Curtain Wall Options

Archkote Powder Coating



Arch is the only manufacturer in the industry to offer this integrated process and product. Additionally, the Archkote Powder Coating has been singled out by the industry as being environmentally friendly. The superior choice for a scratch and impact resistant finish, the parameters or combinations of color, gloss, texture or metalizing may be matched to suit any project. A factory controlled production laboratory,

automated application techniques and high quality assurance allow Arch to include a six-year warranty on **Archkote 6000**. In-house manufacturing enables fast delivery. Available in 12 standard colors and hundreds of custom colors to meet all your project requirements.

Glass Products

A Insulated Glass

- Produced at locations nationwide
- High volume capacity
- Unlimited component & performance combinations
- Sizes up to 130" x 400"

B Tempered Glass

- Available in thicknesses from 1/8" to 3/4"
- Any color substrate
- Opacicoat and Ceramic Frit spandrel
- Sizes up to 130" x 220"
- Produced at locations nationwide

C Bullet Resistant Glass

- Maintains the integrity of the building envelope
- Ideal for banks, convenience stores, institutional facilities, armored cars
- Class I to Class IV

D Laminated Glass

- Stock sheets, cases or truckloads
- Sound deadening capabilities
- Impact Glass/Metro Dade approved
- Blast resistant glazing/smash & grab
- Wide selection of thicknesses & colors

E Mirrors

- Sizes up to 100" x 168"
- Custom fabrication/edgework
- True double coat paint
- Various color/thickness availability
- Wardrobe doors

Arch Aluminum, the fabricator of choice for float glass products manufactured by:



PILKINGTON



CARDINAL® FG



Arch Aluminum & Glass Co., Inc.

Manufacturers of Amarlite® Architectural Products

For Detailed Product Information and Specifications Call 1-800-432-8132

HEADQUARTERS • 10200 NW 67th Street, Tamarac, FL 33321 • (800) 432-8132 • Fax (954) 724-9637

www.archaluminum.net

SEE US IN



DIRECTORY



CD



ONLINE

Other Arch Sweet's catalogs include:
08810/ARC and 08400/ARG

Curtain Wall Systems

- Ribbon Wall
- Low-Rise Curtain Wall
- Mid-Rise Curtain Wall
- High-Rise Curtain Wall



As a true single source manufacturer in the architectural aluminum and glass industry, Arch offers a full line of Curtain Wall systems for virtually any application.








Arch Aluminum & Glass Co., Inc.
Manufacturers of Amarlite® Architectural Products

Curtain Wall Systems



The effect a Curtain Wall provides is unachievable in any other combination of glass and aluminum. Arch Curtain Wall Systems are engineered to satisfy a variety of design and energy efficiency concerns while being aesthetically pleasing. Curtain Wall Systems are available in a variety of colors and finishes including **Archkote 6000**, powder coat paint and anodized.

Curtain Wall Systems	Primary Use	Mull Width	Back Member	Glass Pocket	Front Covers	Overall Mullion Depth	Accept Glass
 <p>PBS 380 1/4" to 1" insulated glass Pressure bar system</p>	Low-Rise Curtain Wall/Storefronts Thermal Break Isolator CW & Storefronts Tall Unsupported Spans	2"	2 1/2" 4 1/2" 2 1/2" 4 1/2" 6"	1/2" 1/2" 1 1/4" 1 1/4" 1 1/4"	5/8", 1 1/2", 2 1/2"	3 3/8" to 10"	1/4" to 1"
 <p>PBS 383 1/4" glass Pressure bar system</p>	Low to High-Rise Curtain Wall/Storefronts Thermal Break Isolator CW & Storefronts Large Unsupported Spans	2 1/2"	4 1/2" 5 1/4" 6"	3/4"	5/8", 1 1/8", 2 5/8"	5 5/8" to 7 1/8"	1/4"
 <p>PBS 383 1/4" to 1" insulated glass Pressure bar system</p>	Low to High-Rise Curtain Wall/Storefronts Thermal Break Isolator CW & Storefronts Large Unsupported Spans	2 1/2"	3 3/4" 4 1/2" 5 1/4"	1 1/2"	5/8", 1 1/8", 2 5/8"	5 5/8" to 10"	1/4" to 1"
 <p>PBS 386 1/4" & 1" insulated glass</p>	Mid to High-Rise Curtain Wall Thermal Break Isolator Inside Glaze	2 1/2"	3 3/4" 4 1/2" 5 1/4"	1 1/4"	3/4", 1 1/2"	6" to 7 1/2"	1/4" to 1"
 <p>CWT 550 1/4" & 1" insulated glass Multi Span System</p>	High-Rise Curtain Wall I-Beam System Thermal Break Isolator Outside or Inside Glaze	3"	n/a	n/a	n/a	6"	1/4" to 1"

PBS 383 available for **Two Sided Structural Silicone Systems**. Call for details.
 CWT 550 available for **Two Sided Structural Silicone Systems**. Call for details.

Storefronts

Arch EZ gasket flush glaze systems install quickly and easily. Four basic shapes perform 90% of the systems' functions, requiring minimal inventories.

IGS450EZ - The versatile 2" x 4 1/2" flush glaze system is available thermally broken and non-thermal, and accommodates 1/2", 5/8", and 1" glazing in-fills. It is ideal for retail, commercial, and industrial storefronts. Design flexibility offers shop or field fabrication and compatibility with all entrance systems.

FG450EZ - Offering the highest quality and cost effectiveness in the industry, FG450EZ favors few parts and pieces and minimal labor costs. With a 1 3/4" x 4 1/2" profile it accommodates 1/4" and 3/8" glazing in-fills. The system also can be shop or field fabricated and is compatible with all entrance systems.

PBS 380

The Energy Efficient Low-Rise Curtain Wall



PBS 383

The Strong, Versatile and Economical Low to High-Rise Curtain Wall



PBS 386

The Exceptional Mid to High-Rise System



CWT 550 System

Today's Most Innovative Low to High-Rise I-Beam Curtain Wall



Entrance Doors

Arch Entrance Doors are available in a variety of options for any application.




Model 72

- The Standard of Entrances
- Moderate Traffic
- Versatile Hardware Applications
- Narrow 2" Stiles



Model 73

- Expertly Designed & Constructed
- Moderate to Heavy Traffic
- Versatile Hardware Applications
- Medium 3 11/16" Stiles



Model 75

- Superior Design & Construction
- Heavy to Constant Traffic
- Versatile Hardware Applications
- Wide 5" Stiles




Sentry II

- Contemporary, Rugged Design & Construction
- Moderate to Heavy Traffic
- Maximum Security & Life Safety Performance
- 7" Integral Mid Panel Activated Exit Device
- Versatile Hardware Applications
- Narrow, Medium, or Wide Stile



Magnum & Varsity Doors & Framing

- Ultimate in Endurance, Design & Construction
- Heavy to High Stress Applications
- 2" Thick Doors with 50% Extra Wall Thickness
- Enforced Security with Special Heavy-duty Hardware
- Magnum - 3 11/16" Medium Stile
- Varsity - 5" Wide Stile



Impact 3000 Door

- Constructed of Heat Strengthened, Laminated Impact Glass & Impact Frame
- Meets Code Requirements for Withstanding Extremely High Design Pressures and Wind Borne Debris
- Withstands a 9-pound Wood Two-by-Four Traveling at 34 mph
- Medium Stile



Tempered Glass Door

- Versatile Hardware Applications
- Patented Dry-Glaze Rail System
- Custom Configurations Available



Arch Aluminum & Glass Co., Inc.

Manufacturers of Amarlite® Architectural Products